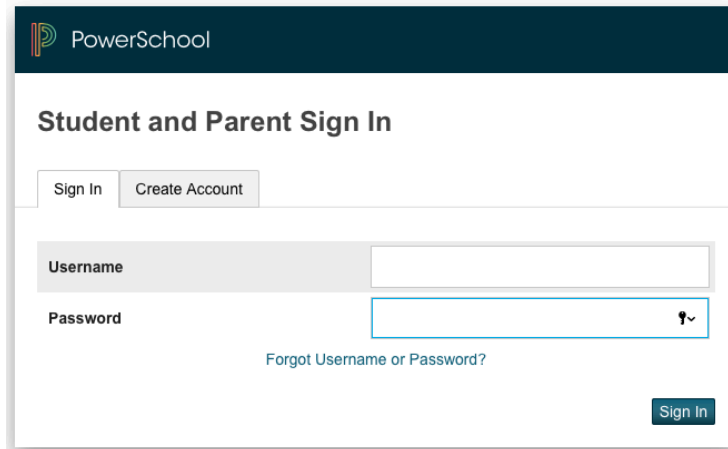






Instructions for Online Registration



Step 1: Log onto PowerSchool at <https://sis.cantonschools.org/public> by entering your username and password.



Step 2: Once logged in,  click on the left hand menu

- Once you open the class registration tab, you will see a list of categories that denotes mandatory classes, world language and academic supports, music and electives.
- Please note that Math recommendations will be shared in May. At this point, a math placeholder will be entered for your child.
- On the right of each category, there will be either a   or   a

  This means the course(s) must be chosen. Click on the pencil to select the course(s).

  This means that the courses have already been selected for registration. This is the case for mandatory classes that all 7th grade students will be taking. You may click on the pencil to review course descriptions, but no further action is needed.

Step 3: Choose World Language or Academic Supports

- One of your child's first five classes of the day will either be Spanish, an academic support class, or study hall. Students in Special Education may be recommended for Resource Room.
- If your child is in Special Education and you would like to discuss your options, you may contact Amy Brintle at Canton Middle School.
- If your student is *not* in Special Education and you would like academic tutorial support in place of Spanish, you may select Language Lab and/or Math Support. If your child has had a history of receiving tutorial support at Canton Intermediate School, you may want to discuss this option further.

- Some families prefer their student to have time in their day to work on homework without any academic support. If this is the case, you may select Study Hall in place of Spanish.

Step 4: Select a Music Class

Band & Chorus Options:

- If your child only wants to take Band, select Middle School Band 7.
- If your child only wants to take Chorus, select Middle School Chorus 7.
- If your child wants to take Band AND Chorus, select Band 7 AND Chorus 7.

Music Technology Options:

Music Technology 7 is a half-year course only open to students who do NOT wish to take Band and/or Chorus. Students enrolled in band and/or chorus *cannot* also enroll in *Music Technology 7*; if your child is in band and/or chorus, they may enroll in the 30-day elective class titled *Music Technology 7 Experiential* found under the Electives category in PowerSchool.

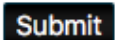
Step 5: Choose Electives

- Grade 7 students must select **three out of four electives**. These elective classes meet for 30 days. The course descriptions are listed in PowerSchool. Please understand that we cannot guarantee that your child will get all three electives chosen.
- Also note that *Music Technology 7 Experiential* is only open to students enrolled in band and/or chorus; this specific class does not fulfill the music requirement for grade 7.
- If your child is taking Music Technology 7 to fulfill their music requirement, they will select Applied Physics & Engineering, Family & Consumer Science and Art 7 as the electives (there are no other choices available).

Step 6: Submit Your Course Requests



Once you have chosen all the courses you need, you will see a check mark next to all the categories indicating that you are all set.

Before logging off, it is important that you click on the  button.

Please note that we do *not* use credits in middle school. Therefore, you can ignore the number of credits shown on the screen.